



UniFi[®] | SWITCH

Managed PoE+ Gigabit Switches with SFP

Models: US-24-250W, US-24-500W, US-48-500W, US-48-750W

Non-Blocking Throughput Switching Performance

Gigabit Ethernet RJ45 and SFP+/SFP Ports

Auto-Sensing IEEE 802.3af/at PoE



UniFi® SWITCH

Build and expand your network with Ubiquiti Networks® UniFi® Switch, part of the UniFi line of products. The UniFi Switch is a fully managed, PoE+ Gigabit switch, delivering robust performance and intelligent switching for growing networks.

Switching Performance

The UniFi Switch offers the forwarding capacity to simultaneously process traffic on all ports at line rate without any packet loss.

PoE+ Flexibility

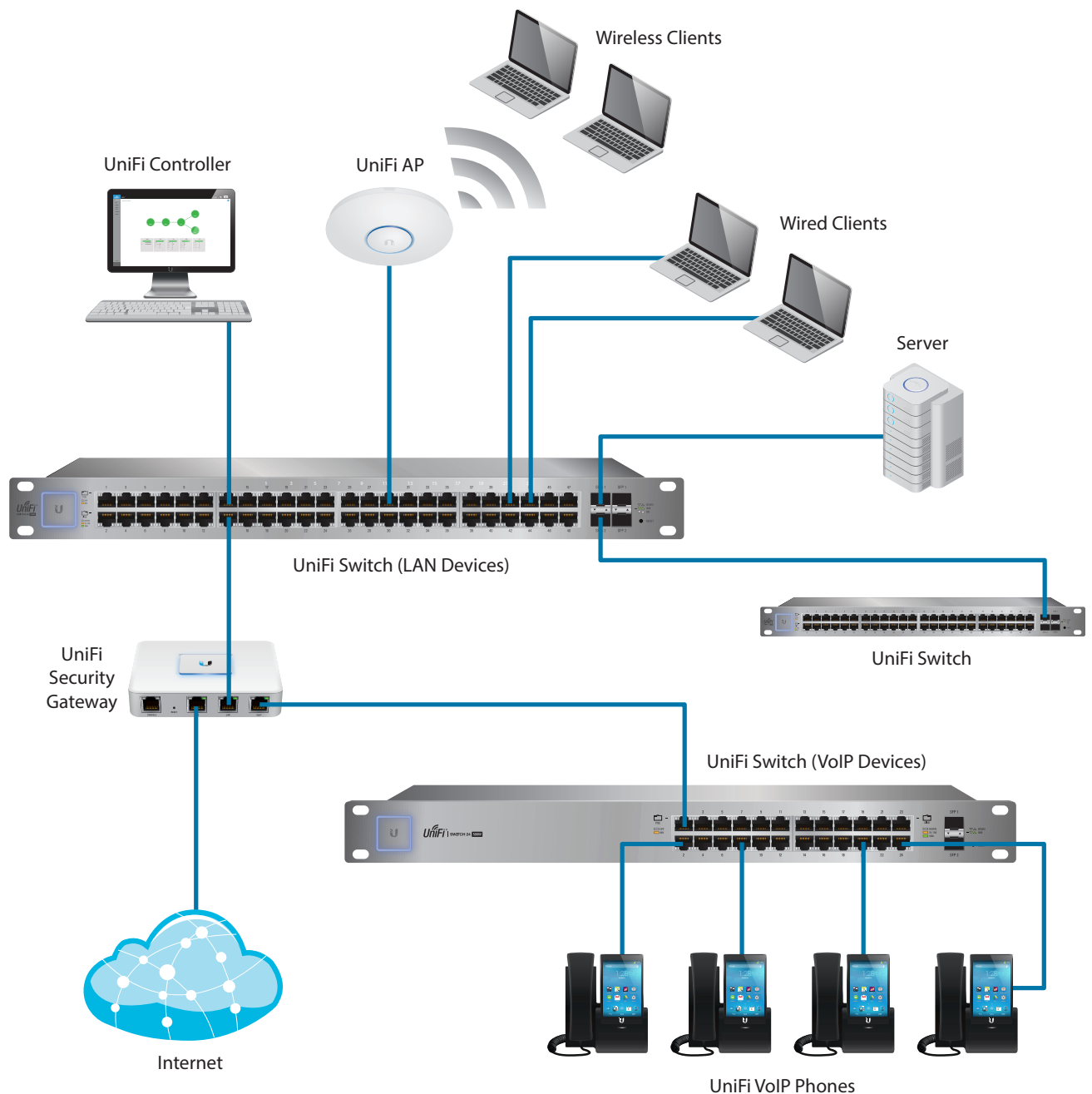
The UniFi Switch models are available with 24 or 48 PoE Gigabit Ethernet ports of auto-sensing IEEE 802.3af/at or configurable 24V passive PoE to simplify your infrastructure.

By default, the UniFi Switch automatically detects 802.3af/at devices so they automatically receive PoE. For 24V passive PoE devices, manually enable 24V passive PoE using the UniFi Controller software.

Fiber Connectivity

The UniFi Switch provides fiber connectivity options for easy expansion of your networks. Each UniFi Switch model includes two SFP ports for uplinks of up to 1 Gbps.

Each 48-port model adds two SFP+ ports for high-capacity uplinks of up to 10 Gbps, so you can directly connect to a high-performance storage server or deploy a long-distance uplink to another switch.



UniFi Controller

Designed for convenient management, the UniFi Controller software allows admins to configure and monitor the UniFi Switch and other UniFi devices using a graphical user interface. You can download it from www.ubnt.com at no extra charge – there is no separate software, licensing, or support fee.

Multi-Site Management

A single instance of the UniFi Controller running in the cloud can manage multiple UniFi sites within a centralized interface. Each site is logically separated and has its own network monitoring, configuration, maps, statistics, and admin accounts.

Switch Configuration

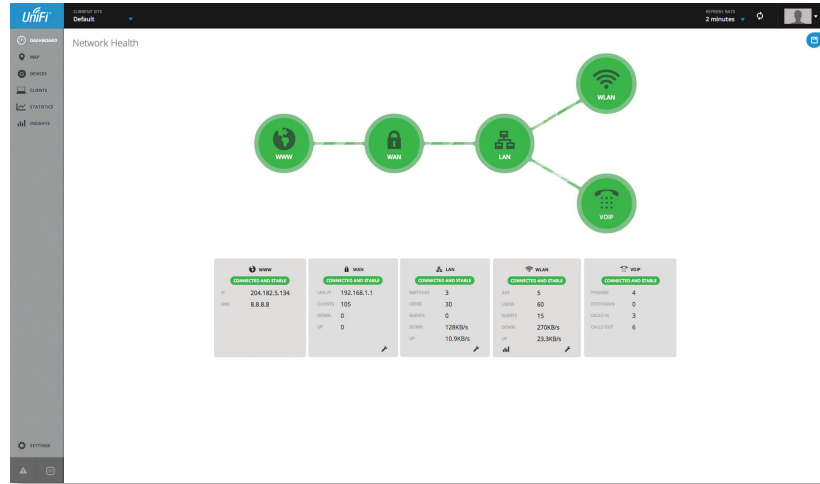
You can access any managed UniFi Switch through the UniFi Controller to configure a variety of features:

- PoE setting per port
- Operation mode (switching, mirroring, or aggregate) per port
- Network/VLAN configuration
- Jumbo frame and flow control services
- Network settings

Switch Port Status

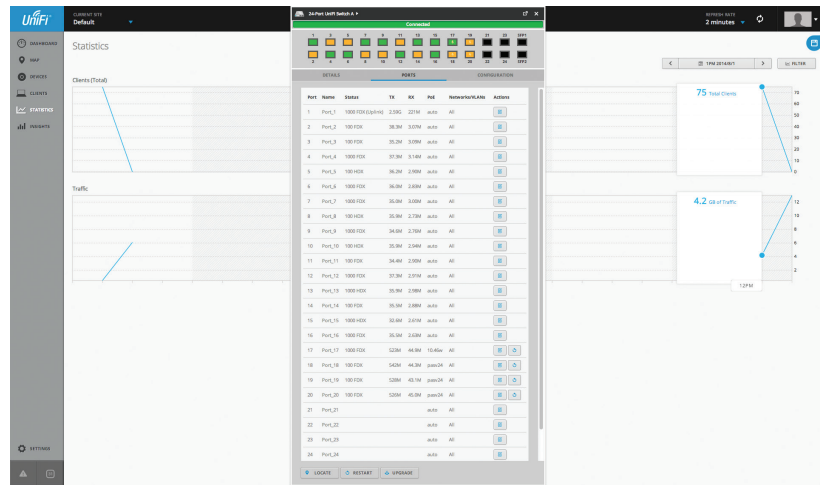
You can also view status information for each port:

- Connection speed and duplex mode
- TX/RX data rates
- PoE status
- Network/VLAN setting




Dashboard

The *Dashboard* tab provides a visual representation of your network's status. Basic information is provided for each network segment.



Statistics

The *Statistics* tab provides a visual representation of the network clients and network traffic carried by your managed UniFi Switches and APs.

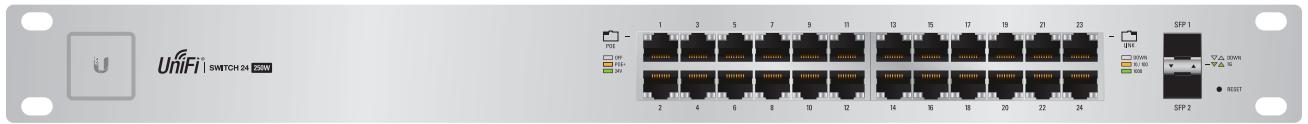


Models


UniFi Switch 24 (250W Model)

Model: US-24-250W

- (24) Gigabit RJ45 ports
- (2) SFP ports
- (1) Serial console port (reserved for future use)
- Non-blocking throughput: 26 Gbps
- Switching capacity: 52 Gbps
- Forwarding rate: 38.69 Mpps
- Maximum power consumption: 250W
- Supports POE+ IEEE 802.3at/af and 24V Passive PoE
- Rackmountable



Front Panel

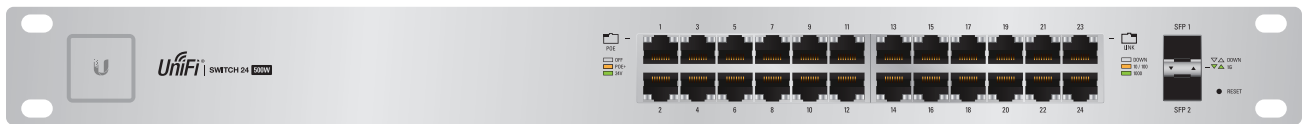


Back Panel

UniFi Switch 24 (500W Model)

Model: US-24-500W

- (24) Gigabit RJ45 ports
- (2) SFP ports
- (1) Serial console port (reserved for future use)
- Non-blocking throughput: 26 Gbps
- Switching capacity: 52 Gbps
- Forwarding rate: 38.69 Mpps
- Maximum power consumption: 500W
- Supports POE+ IEEE 802.3at/af and 24V Passive PoE
- Rackmountable



Front Panel

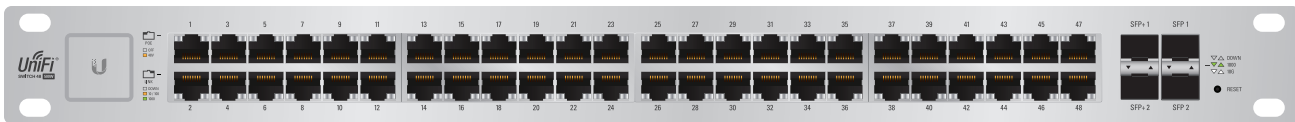


Back Panel

UniFi Switch 48 (500W Model)

Model: US-48-500W

- (48) Gigabit RJ45 ports
- (2) SFP+ ports
- (2) SFP ports
- (1) Serial console port (reserved for future use)
- Non-blocking throughput: 70 Gbps
- Switching capacity: 140 Gbps
- Forwarding rate: 104.16 Mpps
- Maximum power consumption: 500W
- Supports POE+ IEEE 802.3at/af and 24V Passive PoE
- Rackmountable



Front Panel




Back Panel

UniFi Switch 48 (750W Model)

Model: US-48-750W

- (48) Gigabit RJ45 ports
- (2) SFP+ ports
- (2) SFP ports
- (1) Serial console port (reserved for future use)
- Non-blocking throughput: 70 Gbps
- Switching capacity: 140 Gbps
- Forwarding rate: 104.16 Mpps
- Maximum power consumption: 750W
- Supports POE+ IEEE 802.3at/af and 24V Passive PoE
- Rackmountable



Front Panel



Back Panel

Hardware Specifications

US-24-250W, US-24-500W	
Dimensions	485 x 43.7 x 285.4 mm (19.09 x 1.72 x 11.24")
Weight	
US-24-250W	4.7 kg (10.4 lb)
US-24-500W	4.8 kg (10.6 lb)
Total Non-Blocking Throughput	26 Gbps
Switching Capacity	52 Gbps
Forwarding Rate	38.69 Mpps
Max. Power Consumption	
US-24-250W	250W
US-24-500W	500W
Power Method	100-240VAC/50-60 Hz, Universal Input
Power Supply	
US-24-250W	AC/DC, Internal, 250W DC
US-24-500W	AC/DC, Internal, 500W DC
LEDs Per Port	
Serial Console Port	N/A
RJ45 Data Ports	PoE, Speed/Link/Activity
SFP Data Ports	Speed/Link/Activity
Networking Interfaces	(24) 10/100/1000 Mbps RJ45 Ethernet Ports (2) 1 Gbps SFP Ethernet Ports
Management Interface	(1) RJ45 Serial Port (Reserved for Future Use), Ethernet In/Out Band
Certifications	CE, FCC, IC
Rackmount	Yes, 1U High
ESD/EMP Protection	Air: ±24 kV, Contact: ±24 kV
Operating Temperature	-5 to 40° C (23 to 104° F)
Operating Humidity	5 to 95% Noncondensing
Shock and Vibration	ETSI300-019-1.4 Standard

PoE Per Port	
PoE Interfaces	POE+ IEEE 802.3af/at (Pins 1, 2+; 3, 6-) 24VDC Passive PoE (Pins 4, 5+; 7, 8-)
Max. PoE+ Wattage per Port by PSE	34.2W
Voltage Range 802.3at Mode	50–57V
Max. Passive PoE Wattage per Port	17W
24V Passive PoE Voltage Range	20-27V

Hardware Specifications

US-48-500W, US-48-750W	
Dimensions	485 x 43.7 x 374.6 mm (19.09 x 1.72 x 14.75")
Weight	
US-48-500W	6.1 kg (13.5 lb)
US-48-750W	6.5 kg (14.3 lb)
Total Non-Blocking Throughput	70 Gbps
Switching Capacity	140 Gbps
Forwarding Rate	104.16 Mpps
Max. Power Consumption	
US-48-500W	500W
US-48-750W	750W
Power Method	100-240VAC/50-60 Hz, Universal Input
Power Supply	
US-48-500W	AC/DC, Internal, 500W DC
US-48-750W	AC/DC, Internal, 750W DC
LEDs Per Port	
Serial Console Port	N/A
RJ45 Data Ports	PoE, Speed/Link/Activity
SFP+/SFP Data Ports	Speed/Link/Activity
Networking Interfaces	(48) 10/100/1000 Mbps RJ45 Ethernet Ports (2) 1/10 Gbps SFP+ Ethernet Ports (2) 1 Gbps SFP Ethernet Ports
Management Interface	(1) RJ45 Serial Port (Reserved for Future Use), Ethernet In/Out Band
Certifications	CE, FCC, IC
Rackmount	Yes, 1U High
ESD/EMP Protection	Air: ±24 kV, Contact: ±24 kV
Operating Temperature	-5 to 40° C (23 to 104° F)
Operating Humidity	5 to 95% Noncondensing
Shock and Vibration	ETSI300-019-1.4 Standard

PoE Per Port	
PoE Interfaces	POE+ IEEE 802.3af/at (Pins 1, 2+; 3, 6-) 24VDC Passive PoE (Pins 4, 5+; 7, 8-)
Max. PoE+ Wattage per Port by PSE	34.2W
Voltage Range 802.3at Mode	50–57V
Max. Passive PoE Wattage per Port	17W
24V Passive PoE Voltage Range	20–27V

Specifications are subject to change. Ubiquiti products are sold with a limited warranty described at: www.ubnt.com/support/warranty
 ©2015 Ubiquiti Networks, Inc. All rights reserved. Ubiquiti, Ubiquiti Networks, the Ubiquiti U logo, the Ubiquiti beam logo, and UniFi are trademarks or registered trademarks of Ubiquiti Networks, Inc. in the United States and in other countries. All other trademarks are the property of their respective owners.

www.ubnt.com

JL073015