

Smart Light Switch 2 Gang 1 Way

Tapo S220

Tapo Hub Required



Remote Control



Schedule & Timer



Voice Control^A



Low-Battery Reminder



No Neutral
Required



Tool-Free Battery
Replacement




Any Bulb
Made Smart

// Highlights

Control Anyway You Want

Make your traditional lighting smart with the Tapo Smart Switch. Turn your lights on and off with your voice, or control them from your phone. Thanks to the switch's battery-powered design with 1+ year battery life, enjoy the smart lifestyle without rewiring your home or replacing your current bulbs.



// Highlights

Tapo Smart Switch vs Normal Smart Switch

- Tapo smart switch does not require the Neutral wire. No need to rewire, just like traditional dumb switches. Normal smart switch requires the Neutral wire to work. 90% of families need an electrician to rewire before they can install the switch.
- Tapo smart switch has no limitations to connected light fixtures, whereas general single live-wire powered smart switch might cause flickering and low brightness when connected to LED light and incandescent light.
- Tapo smart switch uses two AAA/LR03 batteries, the same as what you use in your remote control. Users can easily get. General AAA/LR03 batteries can supply power for Tapo smart switch over a year.








// Features

- **Remote Control** – Instantly turn the light on/off wherever you are through the Tapo app
- **Schedule** – Preset a schedule to automatically manage devices
- **Timer** - Create a countdown timer list for connected electronics
- **Voice Control**[^] – Manage your switch with voice commands via Amazon Alexa or the Google Assistant
- **Away Mode** – Automatically turn the light on and off at different times to give the appearance that someone is home
- **Low Battery Reminder** - Send notifications when the battery power is low
- **Tool-Free Battery Replacement** - Easily replace batteries after installation, no need of other tools
- **No Neutral Wire Required** - Super easy wiring. No neutral wire required

// Specifications

Technical Specifications

- Type: 2 Gang 1 Way
- Wireless: 868 MHz[§]
- Rating: 250 V~ 50/60 Hz 4 A (Each Gang)
- Max Load: 600 W LED  600W CFL  50 W Fan 
1000W INC  1000W FTL 
- Standby Power Consumption: 65uA

Requirements

- Tapo Hub
- Standard Back Box (at least 25 mm deep)

Battery Requirements

- 2× 1.5 V AAA/LR03 batteries*
- Rated Voltage: DC 2.4 V ~ 3.3 V

General

- Package Contents:
Tapo S220
2× 1.5 V AAA/LR03 Batteries
2× Mounting Screws
Quick Start Guide
- Dimensions: 87.1 × 86 × 41 mm
- Certifications: CE, RoHS, UKCA
- Operating Temperature: 0°C~ 40°C (32°F ~ 104°F)
- Operating Humidity: 10%~90%RH, Non-condensing

[§]Voice control is only supported with certain voice assistants.

[§]The specific working frequencies are 863 MHz to 865 MHz, and 868 MHz to 868.6 MHz.

*Too high voltage might damage the switch. Check the max output voltage with the manufacturers if you use other types of batteries.

For more information, please visit <https://www.tapo.com/>.

Specifications are subject to change without notice. All brands and product names are trademarks or registered trademarks of their respective holders. ©2022 TP-Link